



## Key Information

# NEC Pre-booked EV Park and Charge (East 3)

The pre-book NEC EV Park and Charge offers 150 x 7 kw chargers, allowing you to have peace of mind that you're fully charged before you leave. Make sure you download the bp pulse app to access the chargers.

## Download the bp pulse app

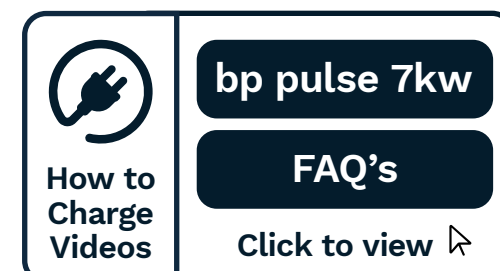


### You can pay for your charge in two ways...

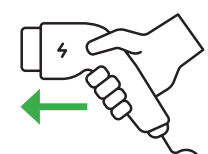
**Opt 1** Already registered? You can pay with your bp pulse RFID card.

**Opt 2** Or via the bp pulse app. Simply open the app, select charge ⚡ at the bottom of the screen, enter Charger ID and then select 'Find Charger'. You will now be able to see the charger you have searched for and start a charge on the unit.

### How to use a bp pulse 7kw charger?



#### To start:



1. Lift the flap to access the socket.



2. Insert the charging cable plug into the electric vehicle before connecting to the charging socket. Always make sure the plug is fully inserted. A type 2 cable is required.

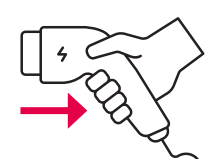


3. To start a charge, tap your RFID card or use the app.  
4. To stop your charge, tap your RFID card or use the app.

#### To stop:



1. To end a charge tap the RFID card on the reader or end via the app.



2. Charging is finished.  
3. Remove the charging cable plug from the socket.

**bp pulse are here to help whenever you need us.**

Need help using one of our charging points or have a question about your account? The bp pulse customer care team are here to help.



**0330 016 5126**



**Or get in touch via the bp app.**